

# TRIO-PS-2G/1500DC/24DC/8 - DC/DC converters



1075240

<https://www.phoenixcontact.com/us/products/1075240>

Please be informed that the data shown in this PDF document is generated from our Online Catalog. Please find the complete data in the user documentation. Our General Terms of Use for Downloads are valid.



Primary-switched TRIO POWER DC/DC converter with Push-in connection for DIN rail mounting, input: 1,500 V DC, output: 24 V DC / 8 A

## Commercial Data

Item number	1075240
Packing unit	1 pc
Minimum order quantity	1 pc
Sales Key	CM04
Product Key	CMDO43
GTIN	4055626779492
Weight per Piece (including packing)	1,537 g
Weight per Piece (excluding packing)	4,900 g
Customs tariff number	85044083
Country of origin	CN

## Technical Data

### Input data

#### DC operation

Nominal input voltage range	600 V DC ... 1500 V DC
Input voltage range	600 V DC ... 1500 V DC -15 % ... +10 %
Wide-range input	no
Input voltage range DC	600 V DC ... 1500 V DC -15 % ... +10 %
Electric strength, max.	≤ 1800 V DC 1 s
Typical national grid voltage	1500 V DC
	600 V DC
Voltage type of supply voltage	DC
Inrush current integral ( $I^2t$ )	typ. 0.15 A <sup>2</sup> s
Current consumption	typ. 0.35 A (600 V DC)
	typ. 0.145 A (1500 V DC)
Recommended breaker for input protection	2 A (gPV)
Recommended fuse for input protection	1500 V DC

### Output data

Efficiency	typ. 91.5 % (600 V DC)
	typ. 90.9 % (900 V DC)
	typ. 89 % (1500 V DC)
Nominal output voltage	24 V DC ±1 %
Setting range of the output voltage ( $U_{Set}$ )	24 V DC ... 28 V DC (> 24 V DC, constant capacity restricted)
Nominal output current ( $I_N$ )	8 A
Derating	> 60 °C ... 70 °C (2.5%/K)
Feedback voltage resistance	≤ 35 V DC
Protection against overvoltage at the output (OVP)	≤ 30 V DC
Control deviation	< 1 % (change in load, static 10 % ... 90 %)
	< 3 % (Dynamic load change 10 % ... 90 %, 10 Hz)
	< 0.1 % (change in input voltage ±10 %)
Residual ripple	< 40 mV <sub>PP</sub> (Ripple)
	< 50 mV <sub>PP</sub> (Noise)
Short-circuit-proof	yes
No-load proof	yes
Output power	192 W
Maximum no-load power dissipation	< 9 W
Power loss nominal load max.	< 24 W
Rise time	≤ 30 ms ( $U_{OUT}$ (10 % ... 90 %))
Connection in parallel	yes, for redundancy and increased capacity
Connection in series	No

Signal: DC OK

# TRIO-PS-2G/1500DC/24DC/8 - DC/DC converters



1075240

<https://www.phoenixcontact.com/us/products/1075240>

Continuous load current	100 mA
Signal relay 13/14	
Default	closed
Digital	30 V AC 30 V DC 100 mA

## Connection data

### Input

Connection method	Push-in connection
Conductor cross section, rigid min.	1 mm <sup>2</sup>
Conductor cross section, rigid max.	4 mm <sup>2</sup>
Conductor cross section flexible min.	1 mm <sup>2</sup>
Conductor cross section flexible max.	2.5 mm <sup>2</sup>
Single conductor/flexible terminal point with ferrule with plastic sleeve, min.	1 mm <sup>2</sup>
Single conductor/flexible terminal point with ferrule with plastic sleeve, max.	2.5 mm <sup>2</sup>
Single conductor/flexible terminal point with ferrule without plastic sleeve, min.	1 mm <sup>2</sup>
Single conductor/flexible terminal point with ferrule without plastic sleeve, max.	2.5 mm <sup>2</sup>
Conductor cross section AWG min.	18
Conductor cross section AWG max.	12
Stripping length	10 mm

### Output

Connection method	Push-in connection
Conductor cross section, rigid min.	1 mm <sup>2</sup>
Conductor cross section, rigid max.	4 mm <sup>2</sup>
Conductor cross section flexible min.	1 mm <sup>2</sup>
Conductor cross section flexible max.	2.5 mm <sup>2</sup>
Single conductor/flexible terminal point with ferrule with plastic sleeve, min.	0.2 mm <sup>2</sup>
Single conductor/flexible terminal point with ferrule with plastic sleeve, max.	1.5 mm <sup>2</sup>
Single conductor/flexible terminal point with ferrule without plastic sleeve, min.	0.2 mm <sup>2</sup>
Single conductor/flexible terminal point with ferrule without plastic sleeve, max.	1.5 mm <sup>2</sup>
Conductor cross section AWG min.	18
Conductor cross section AWG max.	12
Stripping length	10 mm

### Signal

Connection method	Push-in connection
Conductor cross section, rigid min.	0.2 mm <sup>2</sup>
Conductor cross section, rigid max.	1.5 mm <sup>2</sup>

# TRIO-PS-2G/1500DC/24DC/8 - DC/DC converters



1075240

<https://www.phoenixcontact.com/us/products/1075240>

Conductor cross section flexible min.	0.2 mm <sup>2</sup>
Conductor cross section flexible max.	1.5 mm <sup>2</sup>
Single conductor/flexible terminal point with ferrule with plastic sleeve, min.	0.2 mm <sup>2</sup>
Single conductor/flexible terminal point with ferrule with plastic sleeve, max.	1.5 mm <sup>2</sup>
Single conductor/flexible terminal point with ferrule without plastic sleeve, min.	0.2 mm <sup>2</sup>
Single conductor/flexible terminal point with ferrule without plastic sleeve, max.	1.5 mm <sup>2</sup>
Conductor cross section AWG min.	24
Conductor cross section AWG max.	16
Stripping length	8 mm

## Signaling

Types of signaling	LED
	Floating signal contact

Signal output: LED status indicator

Signalization designation	DC OK
Status display	"DC OK" LED green
Note on status display	$U_{OUT} > 21.5 \text{ V}$ : LED lights up
Color	green
DC OK	$U_{OUT} > 0.9 \times U_N$ ( $U_N = 24 \text{ V DC}$ )

## Electrical properties

Number of phases	1.00
Insulation voltage input/output	4.2 kV DC (type test)
	2.6 kV DC (routine test)

## Product properties

Product type	DC/DC converters
Product family	TRIO POWER
MTBF (IEC 61709, SN 29500)	> 1500000 h (25 °C)
	> 900000 h (40 °C)
	> 400000 h (60 °C)

Insulation characteristics

Protection class	I
Degree of pollution	2

## Dimensions

# TRIO-PS-2G/1500DC/24DC/8 - DC/DC converters



1075240

<https://www.phoenixcontact.com/us/products/1075240>

Dimensional drawing	
Width	88.5 mm
Height	130 mm
Depth	160 mm

## Installation dimensions

Installation distance right/left	0 mm / 0 mm ( $\leq 40^\circ\text{C}$ )
Installation distance right/left (active)	10 mm / 10 mm ( $\leq 70^\circ\text{C}$ )
Installation distance top/bottom	50 mm / 50 mm ( $\leq 70^\circ\text{C}$ )
Installation distance top/bottom (active)	50 mm / 50 mm ( $\leq 70^\circ\text{C}$ )

## Mounting

Mounting type	DIN rail mounting
Assembly instructions	alignable: horizontally 0 mm ( $\leq 40^\circ\text{C}$ ) 10 mm ( $\leq 70^\circ\text{C}$ ), vertically 50 mm
Mounting position	horizontal DIN rail NS 35, EN 60715
With protective coating	No

## Material specifications

Flammability rating according to UL 94 (housing / terminal blocks)	V0
Housing material	Metal
Type of housing	Aluminum (AlMg3)
Hood version	Polycarbonate

## Environmental and real-life conditions

### Ambient conditions

Degree of protection	IP20
Ambient temperature (operation)	-25 °C ... 70 °C (>60°C derating: 1.2%/K)
Ambient temperature (storage/transport)	-40 °C ... 85 °C
Ambient temperature (start-up type tested)	-40 °C
Maximum altitude	$\leq 4000$ m (> 2000 m, Derating: 10 %/1000 m)
Climatic class	3K3 (in acc. with EN 60721)
Max. permissible relative humidity (operation)	$\leq 95$ % (at 25 °C, non-condensing)
Shock	18 ms, 30g, in each space direction (according to IEC 60068-2-27)
Vibration (operation)	< 15 Hz, amplitude $\pm 2.5$ mm (according to IEC 60068-2-6) 15 Hz ... 150 Hz, 2.3g, 90 min.

1075240

<https://www.phoenixcontact.com/us/products/1075240>

## Standards and regulations

Standard - Electrical safety	EN 62109-1:2011
Standard – Safety extra-low voltage	IEC 62109-1:2011 (SELV)
Standard - Safe isolation	DIN VDE 0100-410

### Overvoltage category

IEC 62109-1	II
-------------	----

## Approvals

UL approvals	UL 62109-1:2014
--------------	-----------------

## EMC data

Low Voltage Directive	Conformance with Low Voltage Directive 2014/35/EC
Noise immunity	EN 61000-6-2:2005
Electromagnetic compatibility	Conformance with EMC Directive 2014/30/EU
Conducted noise emission	EN 55016
	EN 61000-6-4 (Class A)
Noise emission	EN 55016
	EN 61000-6-4 (Class A)

### Electrostatic discharge

Standards/regulations	EN 61000-4-2
-----------------------	--------------

### Electrostatic discharge

Contact discharge	4 kV (Test Level 2)
Discharge in air	8 kV (Test Level 3)
Comments	Criterion A

### Electromagnetic HF field

Standards/regulations	EN 61000-4-3
-----------------------	--------------

### Electromagnetic HF field

Frequency range	80 MHz ... 1 GHz
Test field strength	20 V/m (> Test intensity 3)
Frequency range	1 GHz ... 2 GHz
Test field strength	10 V/m (Test Level 3)
Frequency range	2 GHz ... 3 GHz
Test field strength	10 V/m (Test Level 3)
Comments	Criterion A

### Fast transients (burst)

Standards/regulations	EN 61000-4-4
-----------------------	--------------

### Fast transients (burst)

Input	4 kV (Test Level 4 - asymmetrical)
Output	2 kV (Test Level 3 - asymmetrical)
Signal	1 kV (Test Level 3 - asymmetrical)

# TRIO-PS-2G/1500DC/24DC/8 - DC/DC converters



1075240

<https://www.phoenixcontact.com/us/products/1075240>

Comments	Criterion B
----------	-------------

## Surge voltage load (surge)

Standards/regulations	EN 61000-4-5
Input	3 kV (Test intensity >4 - symmetrical)
	6 kV (Test intensity >4 - asymmetrical)
Output	1 kV (Test Level 3 - symmetrical)
	2 kV (Test Level 3 - asymmetrical)
Signal	1 kV (Test Level 3 - symmetrical)
	2 kV (Test Level 3 - asymmetrical)
Comments	Criterion B

## Conducted interference

Standards/regulations	EN 61000-4-6
-----------------------	--------------

## Conducted interference

Input/Output	asymmetrical
Frequency range	0.15 MHz ... 80 MHz
Comments	Criterion A
Voltage	10 V (Test Level 3)

## Voltage dips

Standards/regulations	EN 61000-4-11
-----------------------	---------------

## Emitted interference

Standards/regulations	EN 61000-6-4
Radio interference voltage in acc. with EN 55011	EN 55011 (EN 55022) Class A industrial area of application
Emitted radio interference in acc. with EN 55011	EN 55011 (EN 55022) Class A industrial area of application

## Criteria

Criterion A	Normal operating behavior within the specified limits.
Criterion B	Temporary impairment to operational behavior that is corrected by the device itself.

# TRIO-PS-2G/1500DC/24DC/8 - DC/DC converters

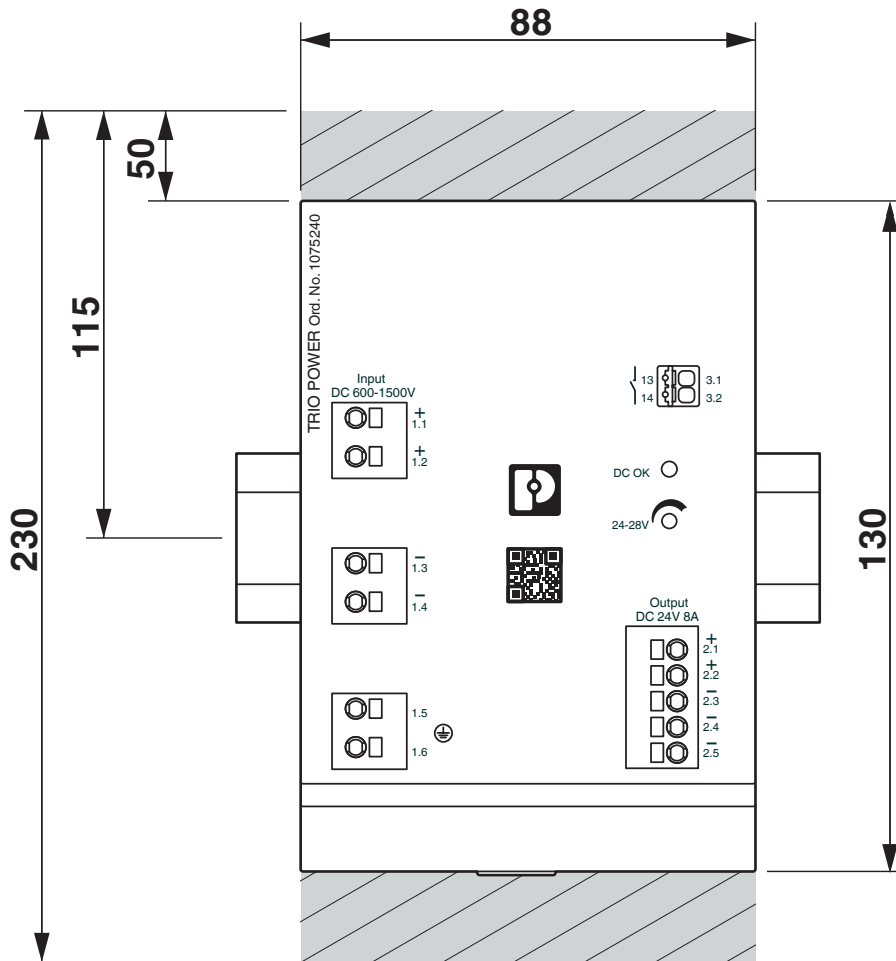


1075240

<https://www.phoenixcontact.com/us/products/1075240>

## Drawings

Dimensional drawing

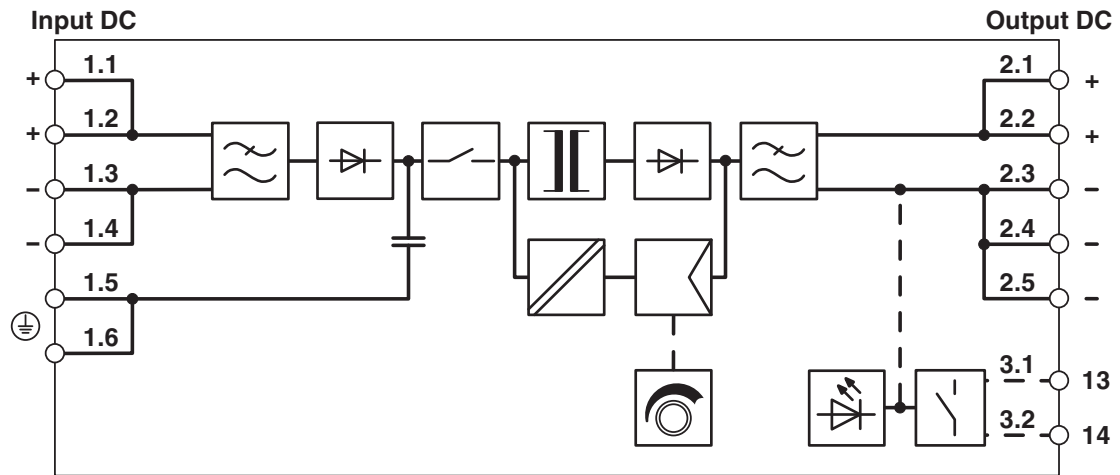




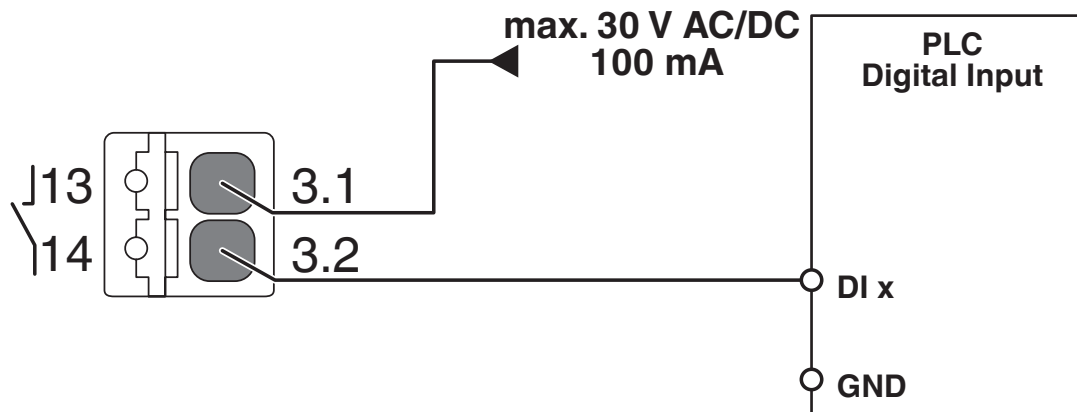
1075240

<https://www.phoenixcontact.com/us/products/1075240>

Block diagram



Connection diagram



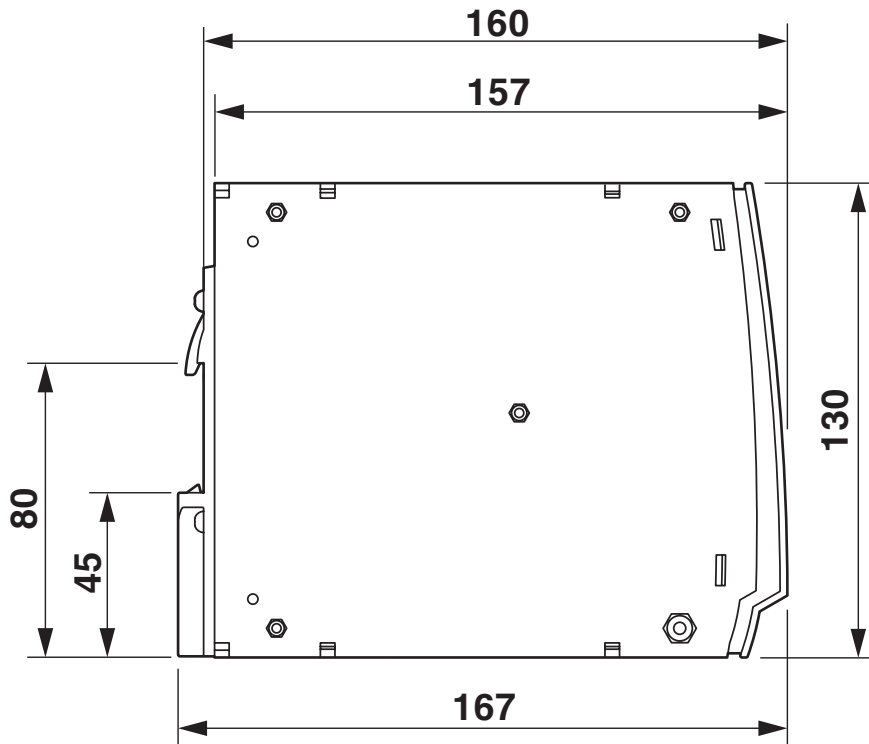
# TRIO-PS-2G/1500DC/24DC/8 - DC/DC converters



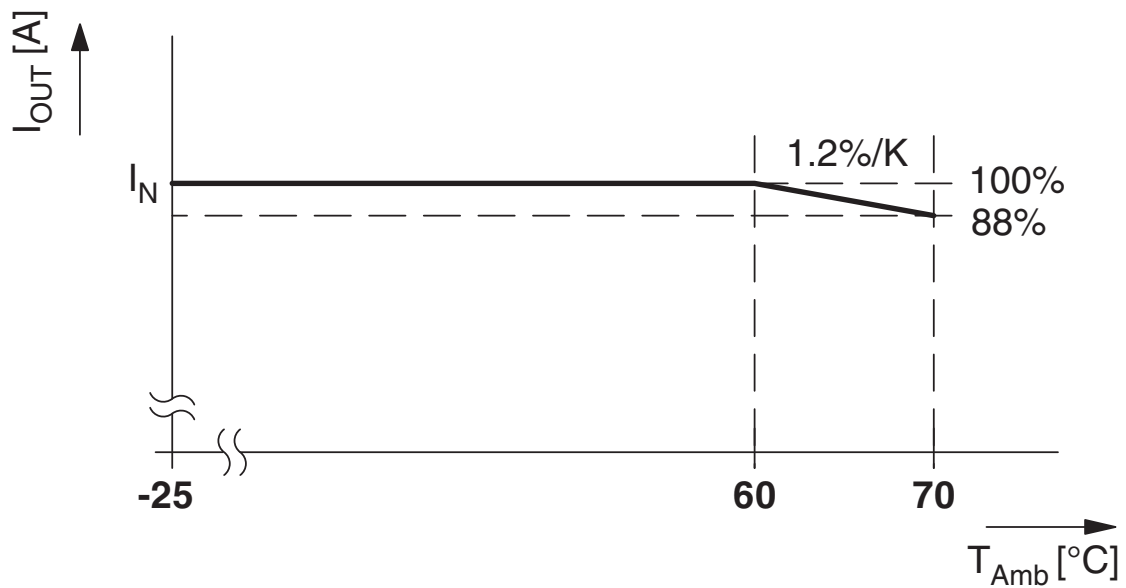
1075240

<https://www.phoenixcontact.com/us/products/1075240>

Dimensional drawing



Diagram



# TRIO-PS-2G/1500DC/24DC/8 - DC/DC converters



1075240

<https://www.phoenixcontact.com/us/products/1075240>

## Approvals

To download certificates, visit the product detail page: <https://www.phoenixcontact.com/us/products/1075240>



**cUL Recognized**

Approval ID: FILE E 476951



**UL Recognized**

Approval ID: FILE E 476951



**IECEE CB Scheme**

Approval ID: US-33734-UL



**EAC**

Approval ID: RU S-DE.BL08.W.00764



**UL Recognized**

Approval ID: FILE E 476951



**IECEE CB Scheme**

Approval ID: US-33734-UL



**EAC**

Approval ID: RU S-DE.BL08.W.00764



**cUL Recognized**

Approval ID: FILE E 476951

# TRIO-PS-2G/1500DC/24DC/8 - DC/DC converters



1075240

<https://www.phoenixcontact.com/us/products/1075240>

## Classifications

### ECLASS

ECLASS-11.0	27040701
ECLASS-12.0	27040701
ECLASS-13.0	27040701

### ETIM

ETIM 8.0	EC002540
----------	----------

### UNSPSC

UNSPSC 21.0	39121000
-------------	----------

# TRIO-PS-2G/1500DC/24DC/8 - DC/DC converters



1075240

<https://www.phoenixcontact.com/us/products/1075240>

## Environmental Product Compliance

REACH SVHC	Lead 7439-92-1
China RoHS	Environmentally Friendly Use Period = 25;
	For information on hazardous substances, refer to the manufacturer's declaration available under "Downloads"

1075240

<https://www.phoenixcontact.com/us/products/1075240>

## Accessories

### CBM E4 24DC/0.5-10A NO-R - Electronic circuit breaker

2905743

<https://www.phoenixcontact.com/us/products/2905743>



Multi-channel, electronic circuit breaker with active current limitation for protecting four loads at 24 V DC in the event of overload and short circuit. With nominal current assistant and electronic locking of the set nominal currents. For installation on DIN rails.

---

### CBM E8 24DC/0.5-10A NO-R - Electronic circuit breaker

2905744

<https://www.phoenixcontact.com/us/products/2905744>



Multi-channel, electronic circuit breaker with active current limitation for protecting eight loads at 24 V DC in the event of overload and short circuit. With nominal current assistant and electronic locking of the set nominal currents. For installation on DIN rails.

# TRIO-PS-2G/1500DC/24DC/8 - DC/DC converters



1075240

<https://www.phoenixcontact.com/us/products/1075240>

## VIP-2/SC/PDM-2/24 - Potential distributors

2315269

<https://www.phoenixcontact.com/us/products/2315269>



VARIOFACE module, with two equipotential busbars (P1, P2) for potential distribution, for mounting on NS 35 rails. Module width: 70.4 mm

---

## VIP-3/PT/PDM-2/24 - Potential distributors

2903798

<https://www.phoenixcontact.com/us/products/2903798>



VARIOFACE module with push-in connection and two equipotential busbars (P1, P2) for potential distribution, for mounting on NS 35 rails. Module width: 57.1 mm

# TRIO-PS-2G/1500DC/24DC/8 - DC/DC converters



1075240

<https://www.phoenixcontact.com/us/products/1075240>

## VAL-MS 1500DC-PV/2+V - Type 2 surge arrester

1033708

<https://www.phoenixcontact.com/us/products/1033708>



Surge protective device for 2-pos. isolated and grounded 1500 V DC PV systems, for DIN rail mounting, 3-pos. base element, three pluggable temperature-monitored protective elements, status message on each plug.

---

## VAL-MB-T1/T2 1500DC-PV/2+V - Lightning/surge arrester type 1/2

2905641

<https://www.phoenixcontact.com/us/products/2905641>



Lightning current arrester/surge protective device for 2-pos. isolated and grounded 1500 V DC PV systems, for DIN rail mounting, temperature-monitored protective elements, status message on the module.

---

Phoenix Contact 2023 © - all rights reserved  
<https://www.phoenixcontact.com>

Phoenix Contact USA  
586 Fulling Mill Road  
Middletown, PA 17057, United States  
(+717) 944-1300  
[info@phoenixcon.com](mailto:info@phoenixcon.com)